



Local Organiser
of the SASRO Annual Meeting 2017



SASRO Annual Meeting 2017 - Final programme 8th to 10th June 2017 in St.Gallen

Credit points

SRO 16
SGMO 12
SSRMP 16
SVMTRA 16.5

Venue Olma Hall no 9, Sonnenstrasse 39, St.Gallen

**Information &
Registration** www.sasro.ch > SASRO Meetings > SASRO 2017

Abstracts are available on www.sasro.ch

The final programme will not be printed and is only available as an online version.





Connect. Collaborate. Coordinate.

Varian 360 Oncology™ care management allows instant collaboration across your teams and disciplines, giving you a 360-degree view of your patients. It takes your clinic's data, records and patient information and connects them in one platform, making once hard-to-access information immediately available to your entire cancer-fighting team. With this simple yet comprehensive solution, you can make more confident decisions while connecting with patients throughout their entire cancer-care journey – from screening through survivorship.



Learn more at varian.com/360
info.europe@varian.com



Dear colleagues and friends, dear SASRO Members, Exhibitors and Sponsors

It is my privilege and honour to invite you to the 21st SASRO Annual Conference which will take place from 8-10th June 2017 in St.Gallen.

The Local Organizing Committee and the Scientific Programme Committees have worked hard to develop an excellent scientific programme which will be presented in a pleasant and stimulating setting.

SASRO is an interdisciplinary society where radiation oncologists, medical physicists, radiobiologists, radiation therapists, and nurses join forces in order to improve clinical cancer care and promote oncological research. At SASRO 21, we draw attention to the interdisciplinary components of clinical practice, with emphasis on new opportunities in both research and daily patient care. The interdisciplinary component of the scientific programme will include sessions on various topics.

The SASRO annual meetings can only become a successful scientific event thanks to the multitude of contributions. As in previous years, SASRO 21 will offer a platform particularly for young colleagues to present promising abstracts as oral presentations and posters. In addition, we have invited renowned experts to present and discuss aspects of their specialty. The meeting will feature teaching lectures and debates. The educational aspects of SASRO 21 will include refresher courses.

Many of our industrial partners contribute to SASRO 21. My grateful thanks go to all exhibitors and sponsors! Without their generous support such a meeting would not be possible.

For further information, please consult the scientific programme and additional general information on the venue. I would also like to kindly draw your attention to the Satellite Symposia.

We are glad to welcome you in St Gallen where you can contribute to the success of our annual meeting.

With warm regards,
Ludwig Plasswilm
President SASRO Annual Meeting 2107
On behalf of the Local Organizing Committee

SASRO 2017 - Floor plan hall Rosso and hall 9.1.2



VersaHD.

Powered by high definition dynamic radiosurgery.

Versa HD™ with Monaco® gives you the clinical flexibility of high definition dynamic radiosurgery (HDRS) and conventional RT in a single platform. HDRS means you can deliver stereotactic treatments within standard RT time slots, regardless of anatomy or complexity. And, with advanced image guidance tools and up to 5x less transmission to non-targeted regions, you have assurance of end-to-end precision.

Discover how Versa HD can help you meet operational efficiencies while achieving better outcomes for patients.


elekta.com/VersaHD



Focus where
it matters.



Enjoy breaks and visit our exhibitors SASRO 2017 - Floor plan hall 9.2 and hall 9.2B



Gold partner



Silver partner



Partners



THURSDAY

Pre-meetings – by invitation

11:00 - 12:20 Heads of Departments

Room Rosso

12:30 - 12:55 Swiss Hyperthermia Network

Room Rosso

Programme – all attendees


12:00 - 13:00 Registration, industrial exhibition

Entrance, Foyer & Room 9.2

13:00 **Opening**

Room 9.1.2

13:15 - 14:45



Session 1

Invited speaker:
Giovanna Dipasquale

Chairs:
Antonella Richetti
Bruno Schnekenburger

Advances in image-guided and adaptive radiation therapy -
physicist's perspectives

Room 9.1.2

Oral presentations

Jerome Krayenbuehl	Automated VMAT planning for whole brain irradiation with hippocampus sparing: improved target coverage while avoiding unnecessary hot spots in the brain
Corinna Fritz	Repeat stereotactic radiosurgery for new brain metastases after initial treatment allows avoidance of whole-brain radiation therapy
Lucas Basler	Patterns of care and outcome analysis of SBRT for colorectal lung and liver metastases in 388 patients with 538 metastases: an analysis of the DEGRO working group Stereotactic Radiotherapy
Raphael Jumeau	Spine SABR with simultaneous integrated boost using Cyberknife®: Clinical outcomes

14:45 - 15:30 Coffee break, poster viewing (list of poster: SASRO 2017 > Abstracts > Poster presentation), industrial exhibition

Foyer & Room 9.2

14:50 - 15:15



Accuray symposium
Susan Reid

Accuray latest news

Room 9.2 B

THURSDAY

15:30 - 17:00



Session 2
Invited speaker:
Jean Bourhis

Head and neck cancer - innovative radiotherapy approaches and combined treatment strategies

Room 9.1.2

Chairs:
Gabriela Studer
Marc Pachoud

Oral presentations

Jan Unkelbach	Spatiotemporal fractionation
Silvan Mueller	Suitability of mixed beam radiotherapy for treating superficial targets with and without a deep-seated part
Ivo Grgic	Modulation of tumour hypoxia for hypofractionated radiotherapy
Giovanna Dipasquale	The use of a surface scanner to create 3D-printed bolus for radio-therapy treatment of patients with immobilisation masks

17:15 - 18:30 **SRO General assembly**

Room 9.2 B

17:15 - 18:30 **Heads of Technicians**

Room Rosso

FRIDAY

08:00 Registration, poster viewing, industrial exhibition

Entrance, Foyer & Room 9.2

08:00 - 08:25



Refresher course 1
Invited speaker:
Gianfranco Pesce

Brain tumours (glioma)

Room 9.1.2



Refresher course 2
Invited speaker:
Daniel Schmidhalter

Verification methods for
small target volumes

Room 9.2 B

08:30 - 08:55




Novocure symposium
Speaker:
Andreas Hottinger

Glioblastom therapy
with Optune

Chair:
Gianfranco Pesce

Room 9.1.2



Rayserch symposium
Speaker:
Renaud Teisseire

RayCare, an IOS for
the future

Chair:
Oscar Matzinger

Room 9.2 B

09:00 - 09:30



Honorary member
Peter Thum

Laudatio: Stephan Bodis

Chair:
Kathrin Zaugg


Room 9.1.2

09:30 - 10:00 Coffee break, poster viewing (list of poster: SASRO 2017 > Abstracts > Poster presentation), industrial exhibition

Foyer & Room 9.2

FRIDAY

10:00 - 12:00

	Session 3 Invited speaker: Uwe Oelfke Chairs: Stephan Klöck Oscar Matzinger	Medical physics research to improve the clinical outcome of radiation oncology	Room 9.1.2
	Oral presentations		
	Michael K Fix	Dynamic trajectory optimisation in radiotherapy: potential gain for different treatment sites	
	Antonella Fogliata	The gEUD biological optimisation objective with Photon Optimizer	
	Matea Pavic	Influence of Interobserver delineation variability on Radiomics analysis	
	Nikola Cihoric	Dosimetry parameters and early toxicity of image guided interstitial high-dose-rate brachytherapy (iHDR) for gynaecological malignancies	
	Emanuel Stutz	A systematic review and meta-analysis of concurrent chemoradiotherapy vs. radiotherapy in locally advanced cervix cancer	
	Daniel Taussky	Testosterone decrease after prostate radiotherapy without anti-androgen therapy: Incidence and impact on recurrence in contemporary patients	

12:00 - 13:30

Lunch, poster viewing (list of poster: SASRO 2017 > Abstracts > Poster presentation), industrial exhibition


Foyer & Room 9.2

12:00 - 12:55

	Varian symposium	A new paradigm in high quality integrated radiotherapy	Room 9.1.2
12:00	Rolf Staehelin	Towards high definition an high quality care	
12:15	Tom Wilson	Halcyon™ - A transformation in cancer treatment delivery & management	
12:30	Gabriela Studer	Early treatment planning experience with Halcyon™	
12:45		Q&A	

FRIDAY


13:00 - 13:25



ELEKTA symposium
Speaker:
Ingrid White

Magnetic Resonance
Image guided adaptive
radiotherapy: seeing is
believing

Room 9.1.2



Philips symposium
Speaker:
Gregory Bolard

MRI as primary modality in
prostate cancer automated
RT-planning

Room 9.2 B

13:30 - 14:45



Session 4
Invited speaker:
Nils Cordes

Multi-targeting and therapy-induced adaptation mechanisms

Room 9.1.2

Chairs:
Alexandros Papachristofilou
Yitzhak Zimmer

Oral presentations


Jonas Koch	DNA-PK regulates the radiosensitivity and oncogenicity of MET-addicted cancer cell lines via a novel MET phosphosite
Ning Chang	Upregulation of the oncogene carnitine palmitoyltransferase 1C under hypoxia requires HIF1 alpha and affects cell mobility
Ashish Sharma	The novel microtubule-destabilising drug BAL101553 acts as radiosensitising agent in treatment refractory tumour models

14:45 - 15:15

Coffee break, poster viewing (list of poster: SASRO 2017 > Abstracts > Poster presentation), industrial exhibition

Foyer & Room 9.2

14:45 - 15:10




Brainlab symposium
Speaker:
Reinhard Wurm

Stereotactic radiosurgery with Brainlab elements

Room 9.1.2

FRIDAY

15:15 - 17:00

 <p>Session 5 Invited speaker: Wilfried Budach</p> <p>Chairs: Günther Gruber Pierre-Alain Tercier</p>	<p>Tailoring regional nodal irradiation in breast cancer</p>		<p>Room 9.1.2</p>
	<p>Oral presentations</p>		
	Antonella Fogliata	Breast planning with VMAT technique: management of the trade-offs	
	Cima Simona	Intraoperative radiation therapy (IORT) for breast cancer: first preliminary experience in Switzerland using XOFT® brachytherapy	
	Gerard van Stam	Finding the heated volume in deep hyperthermia with a 3D scanning phantom	
	Dimitrios Kardamakis	Immunohistochemistry coupled to pathway analysis delineates radiation dermatitis in breast cancer patients	
	Maria Mania Aspridakis	Surface dose variations by protective dressings during radiotherapy	

17:05 - 18:15

SASRO General assembly

Room 9.2 B

FRIDAY

08:00 - 13:20 Registration

Entrance

Technicians programme

Chairs: 13:30 - 14:45 Tiinaleena Lazic & Rob Lodder / 15:45 - 17:00 Kevin Lee & Benjamin Kapoor

Room 9.2 B

13:20 - 13:30		Welcome address
13:30 - 13:45	Lianne Bron	Isocenter definition with tumour LOC software during computertomography virtual simulation
13:45 - 14:00	Leva Stefano	Impact of weight loss on the delivered dose to the spinal cord in head and neck cancer patients
14:00 - 14:15	Joana Gomes	RTT management of incidents with an in-house tool
14:15 - 14:30	Remo Hertner Chris Winter	The role of an RTT in quality management of a radiation therapy department
14:30 - 14:45	Sandro Taccogna Lucy Jane Williams	Integration and analysis of international radiation therapists in Switzerland
14:45 - 15:15	Coffee break	
15:15 - 15:45	Wilfried Budach	Invited speaker (Room 9.1.2.)
15:45 - 16:00	Nienke Weitkamp	Comparison between infrared marker and surface imaging for DIBH of left-sided breast treatments
16:00 - 16:15	David Vincent Mc Donnell	Positioning accuracy of an optical surface monitoring device to reduce daily imaging of breast cancer patients
16:15 - 16:30	S.Roosenthaler A. van der Kooij	Monitoring with OSMS for left breast treatments with deep inspiration
16:30 - 16:45	Leva Stefano	Respiratory gating for left breast plus regional lymph nodes irradiation: analysis of treatment time
16:45 - 17:00	Sophie Perryck	Abdominal SBRT in voluntary expiration, a feasibility study
17:05 - 18:15	SASRO	General assembly

FRIDAY

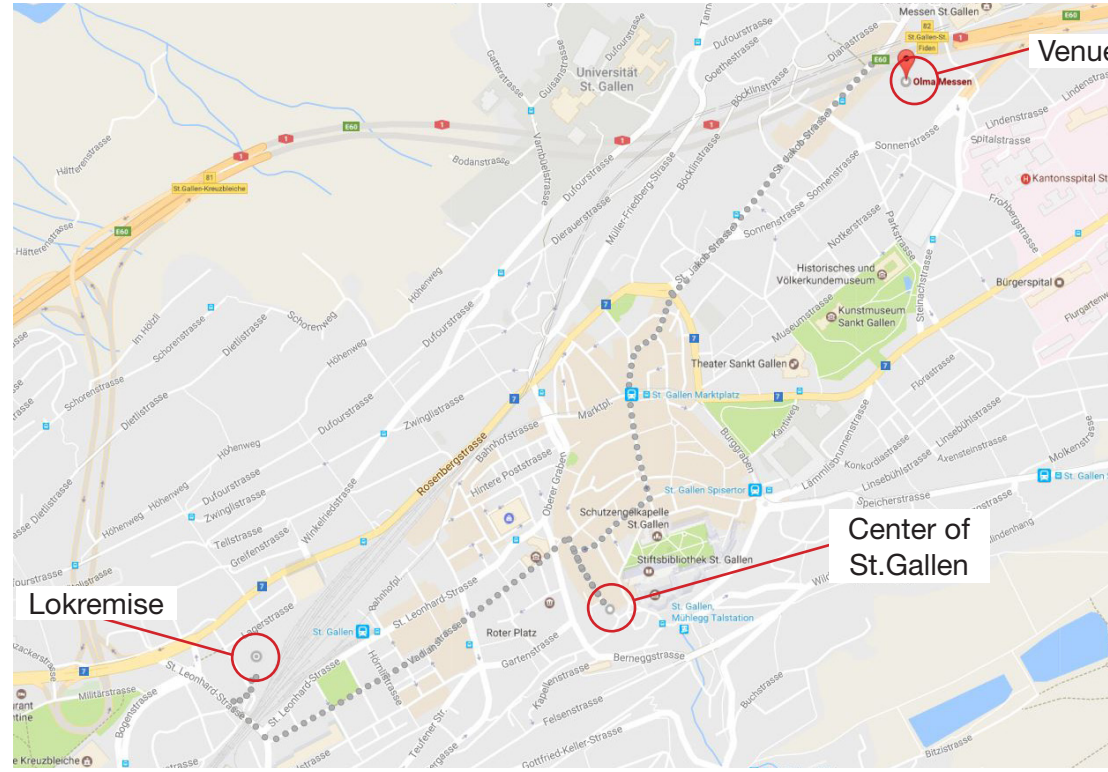
08:00	Registration		Entrance
	Radiation oncology challenges in everyday nursing care		Room Rosso
08:30 - 09:30	Anita Gutierrez, CH-Aarau	IG nursing general meeting radiation oncology	
09:30 - 10:00	Coffee break		
10:00 - 10:15	Ludwig Plasswilm, CH-St.Gallen Dagmar Steinle CH-St.Gallen	Welcome address	
	Chair: Dagmar Steinle		
10:15 - 11:00	Jennifer Haltiner, CH-Winterthur	Malignant melanoma – basics – treatment – prophylaxis	
11:00 - 12:00	Jeannette Pongratz, CH-St.Gallen Esther Magnaguagno, CH-St.Gallen	Breast cancer – Which support can be offered by nursing? • Tasks of the breast care nurse – exemplified by the Breast Cancer Centre, Cantonal Hospital St.Gallen • Feel good – professional initial care after breast surgery	
12:00 - 13:45	Lunch		
13:45 - 14:30	Nadine Jarisch, CH-St. Gallen	Malnutrition – risks for patients receiving postoperative radiotherapy for head and neck cancer	
14:30 - 15:15	Coffee break		
15:15 - 16:00	Andrea Schwarber, CH-St.Gallen	Neck dissection – focus and challenges of nursing	
16:00 - 16:45	Ursula Schläpfer, CH-St.Gallen	Aroma care – benefits for patients receiving radiotherapy	
16:45 - 17:00	Farewell		
17:05 - 18:15	SASRO	General assembly	Room 9.2 B

FRIDAY SOCIAL EVENT

- 19:15 Welcome aperitif
- 20:00 Dinner
- 22:30 - 00:00 Party

Lokremise, Room Sichel, in case of good weather in the outdoor area, Grünbergstrasse 7, St.Gallen
 Restaurant Lokremise, Grünbergstrasse 7, St.Gallen
 Lokremise, Room Sichel, Grünbergstrasse 7, St.Gallen

Our social event on Friday evening will be in the restaurant “Lokremise”. It is located within short walking distance from the historic district of St.Gallen.







SATURDAY

08:00 Registration, poster viewing, industrial exhibition

Entrance, Foyer & Room 9.2

08:30 - 10:30

	Session 6 Tom Treasure	Controversies & challenges: Oligometastatic disease - to treat or not to treat – contra	Room 9.1.2
	Matthias Guckenberger	pro	
	Véronique Vallet	Controversies & challenges: Oligometastatic disease - technical innovations and the perspective of radiobiology SBRT: technical challenges	
	Martin Pruschy	Abscopal effect and combining radiotherapy with immunotherapy	
Chairs: Shelley Bulling Kathrin Zaugg			

10:30 - 11:00 Coffee break, poster viewing (list of poster: SASRO 2017 > Abstracts > Poster presentation), industrial exhibition

Foyer & Room 9.2

SATURDAY

11:00 - 12:00

Session 7
Chairs: Christiane Reuter, Daniel Zwahlen

Room 9.1.2

Oral presentations

Niloy R. Datta	Does androgen deprivation explain the low α/β values of prostate cancer? Evidence from isoeffective phase III trials
Giorgio Lamanna	18F-Choline hybrid PET/MR for restaging of recurrent prostate cancer after radical prostatectomy
Alan Dal Pra	Salvage radiotherapy for macroscopic local recurrences of prostate cancer: a survey on patterns of practice
Stephanie Kroeze	PSMA-PET imaging for radiotherapy of oligometastatic recurrent prostate cancer: a survey of the DEGRO AG stereotaxy

12:00 - 12:30

Awards, farewell


Room 9.1.2



Xoft® Axxent® IORT and Electronic Brachytherapy (eBx®) System

Advanced Multi-Platform Radiation Therapy Technology

Explore Breakthrough
IORT Technology
Delivering Excellent Results



www.el-se.com

